

PRESSURE GAUGES ORDERING DETAILS

Nominal Size	Basic Application	Type of Case	Material of Case	Material of Connector	Type of Connector	Size of Connector	Type of Liquid	Contact Type

ORDER CODE 3 2 1 - 2 1 - 2 2 2 - 15000A

0	Special	0	Special	0	Special	0	Special	0	Special	0	Special	0	Special				
1	40mm	1	General	1	Bottom Mount without Flange	1	Steel	1	Brass	1	PF	1	1/8"	1	Dry	1	Single Contact on
2	50mm	2	Crimped on Bezel	2	Bottom Mount with Back Flange	2	Stainless Steel	2	Brass Plated	2	PT	2	1/4"	2	Glycerine	2	Double Contact on / off
3	60mm	3	Push Twist Removable Bezel	3	Lower Back Mount without Flange	3	Brass	3	Stainless Steel	3	NPT	3	3/8"	3	Silicone	3	Double Contact on / on
4	100mm	4	Push Twist Removable Bezel Zero Adjusted Pointer	4	Center Back Mount without Flange	4	Steel Bezel Plated	4	P.P Inner Thread	4	UNF	4	1/2"	4	Silicone 100ø	4	Single Contact off
5	150mm	5	Electric Contact Point on/off	5	Lower Back Mount with Front Flange	5	Steel Wholly Plated	5	Teflon Inner Thread	5		5	7/16"	5		5	
6	75mm	6	Digital Gauge	6	Center Back Mount with Front Flange	6	P.P Diaphragm	6		6		6		6		6	
7		7		7	Lower Back Mount without Flange with L Bracket	7	Teflon Diaphragm	7		7		7		7		7	
8		8		8	Center Back Mount without Flange with U Bracket	8	Aluminum Alloy	8		8		8		8		8	Red Pointer
9		9		9	Lower Back Mount with Back Flange	9	PP Case	9		9		9		9		9	Magnetic Mark Pointer

©REMARK

Psi/Bar/Kpa=P/B、Kg/Psi=K/P、Psi/Kpa=P/K、Mpa/Kg=M/K、Mpa/Bar=M/B、Psi/Psi=P/P、

 || || || || || ||

 A B C D E F

Psi、Bar、Mpa、Bar/Psi=B/P、Kg、Others

 || || || || || ||

 G H I J K Z

FILLED BOURDON TUBE PRESSURE GAUGES



APPLICATIONS


For gases, pressurized gases (oxygen, air ect.) and low viscosity liquids up to 60 degrees celcius, with liquid filling for measurement points subject to vibrations and high dynamic pressure loads, no formation of condensation.

SPECIFICATIONS


CONTENTS

DIMENSIONS	63mm
ACCURACY	Class $\pm 1.5\%$
PRESSURE RANGES	-1/0 to -1/+20 kg/cm ² (bar) 0/1 to 0/1000 kg/cm ² (bar)
TEMPERATURE	Working temperature 60°C max. Ambient temperature around: -25°C~60°C Brass Alloy, LM or LBM/CBM
CONNECTIONS	Size : 14mm 1/4", PT, NPT, PF, BSP
SENSING ELEMENT	Bourdon Tube, brass alloy < 70 kg/cm ² (bar) Coil ≥ 70 kg/cm ² (bar) Helicoil
MOVEMENT	Brass alloy
DIAL	White aluminium, black lettering
POINTER	Black aluminium
CASE	AISI 304
UPPER RING	AISI 304
FILLING	Glycerine (99.5%) Normal glass
WINDOW	Laminated safety glass Acrylic
ORDER OPTIONS	1. Filling fluid optional 2. Flange 3. Red mark pointer 4. Clamp fixations


FILLED BOURDON TUBE PRESSURE GAUGES



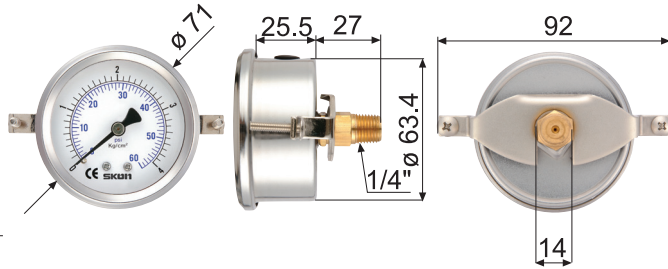
321.21




324.21




331.21



328.21



322.21



326.21