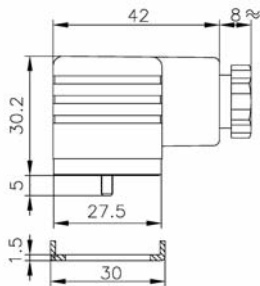
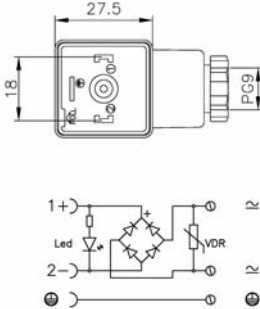
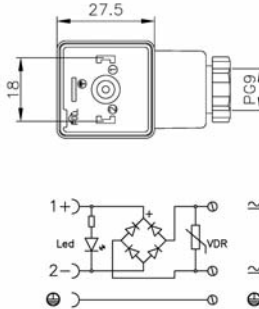




Form A - EN 175301-803 (DIN43650) / ISO 4400

Product description			
Standard		EN175301-803	EN175301-803
Construction type		A	A
Description		P18 connector with screw terminals NBR profile gasket (PE) earth position H12 full bridge rectifier, LED indicator and VDR suppressor (varistor)	P18 connector with screw terminals NBR profile gasket (PE) earth position H12 full bridge rectifier, LED indicator and VDR suppressor (varistor)
Housing colour		transparent	transparent
Number of contacts		2+PE	2+PE
Order no.		KA132R54T9	KA132R55T9
Other options on request	led colour red	order no. KA132R57T9	order no. KA132R58T9
	led colour green	order no. KA132R5AT9	order no. KA132R5BT9
Cable gland		PG9 (M16x1,5 on request)	PG9 (M16x1,5 on request)
Max. conductor size		1mm ² without splice/terminal	1mm ² without splice/terminal
Drawing			
Technical data			
Pin dimension		6,3 x 0,8mm ; 4,8 x 0,8mm	6,3 x 0,8mm ; 4,8 x 0,8mm
Voltage		Input 24 VAC ; Output 20 VDC	Input 115 VAC ; Output 103 VDC
Rated current max.		1 A	1 A
Suppressor		VDR 30 Vrms 0,9 Joule	VDR 130 Vrms 4,5 Joule
LED colour		yellow	yellow
Contact resistance		15mΩ max.	15mΩ max.
Overvoltage category		III	III
Type of termination		screw M3	screw M3
Contact screw torque		max. 0,5 N/m	max. 0,5 N/m
Suitable cables		5 mm to 7 mm diameter	5 mm to 7 mm diameter
Mounting		central screw M3x32,5	central screw M3x32,5
Material			
Contact material		CuSn silver plated	CuSn silver plated
Contact holder material		PA6 GF	PA6 GF
Housing material		PA12	PA12
Environmental conditions			
Protection class (EN 60529)		IP 65 when correctly assembled	IP 65 when correctly assembled
Pollution severity (EN 60664-1)		3	3
Temperature range		-20°C to + 80°C	-20°C to + 80°C
Inflammability class			
Contact holder		HB - UL 94	HB - UL 94
Housing		HB - UL 94	HB - UL 94
Packaging			
Packaging unit / Weight approx.		100 pieces / 2,7Kg	100 pieces / 2,7Kg
Box dimensions		29 x 15 x 18 cm	29 x 15 x 18 cm
Other accessories options			
to be ordered separately see pages 177-181		NBR flat gasket 100 pcs in bag Silicon profile gasket 100 pcs in bag Stainless steel screw 100 pcs in bag	NBR flat gasket 100 pcs in bag Silicon profile gasket 100 pcs in bag Stainless steel screw 100 pcs in bag

Valve Connectors KA1 series

SELF - ASSEMBLY CABLE



EN175301-803	EN175301-803	EN175301-803	EN175301-803
A	A	A	A
P18 connector with screw terminals NBR profile gasket (PE) earth position H12 full bridge rectifier, LED indicator and VDR suppressor (varistor)	P18 connector with screw terminals NBR profile gasket (PE) earth position H12 full bridge rectifier, LED indicator and VDR suppressor (varistor)	P18 connector with screw terminals NBR profile gasket (PE) earth position H12 full bridge rectifier, LED indicator and VDR suppressor (varistor)	P18 connector with screw terminals NBR profile gasket (PE) earth position H12 full bridge rectifier, LED indicator and VDR suppressor (varistor)
transparent	transparent	transparent	transparent
2+PE	2+PE	2+PE	2+PE
KA132R56T9	KA132R54T1	KA132R55T1	KA132R56T1
order no. KA132R59T9	order no. KA132R57T1	order no. KA132R58T1	order no. KA132R59T1
order no. KA132R5CT9	order no. KA132R5AT1	order no. KA132R5BT1	order no. KA132R5CT1
PG9 (M16x1,5 on request)	PG11	PG11	PG11
1mm ² without splice/terminal	1mm ² without splice/terminal	1mm ² without splice/terminal	1mm ² without splice/terminal
6,3 x 0,8mm ; 4,8 x 0,8mm	6,3 x 0,8mm ; 4,8 x 0,8mm	6,3 x 0,8mm ; 4,8 x 0,8mm	6,3 x 0,8mm ; 4,8 x 0,8mm
Input 230 VAC ; Output 207 VDC	Input 24 VAC ; Output 20 VDC	Input 115 VAC ; Output 103 VDC	Input 230 VAC ; Output 207 VDC
1 A	1 A	1 A	1 A
VDR 275 Vrms 8,6 Joule	VDR 30 Vrms 0,9 Joule	VDR 130 Vrms 4,5 Joule	VDR 275 Vrms 8,6 Joule
yellow	yellow	yellow	yellow
15mΩ max.	15mΩ max.	15mΩ max.	15mΩ max.
III	III	III	III
screw M3	screw M3	screw M3	screw M3
max. 0,5 N/m	max. 0,5 N/m	max. 0,5 N/m	max. 0,5 N/m
5 mm to 7 mm diameter	6 mm to 9 mm diameter	6 mm to 9 mm diameter	6 mm to 9 mm diameter
central screw M3x32,5	central screw M3x32,5	central screw M3x32,5	central screw M3x32,5
CuSn silver plated	CuSn silver plated	CuSn silver plated	CuSn silver plated
PA6 GF	PA6 GF	PA6 GF	PA6 GF
PA12	PA12	PA12	PA12
IP 65 when correctly assembled	IP 65 when correctly assembled	IP 65 when correctly assembled	IP 65 when correctly assembled
3	3	3	3
-20°C to + 80°C	-20°C to + 80°C	-20°C to + 80°C	-20°C to + 80°C
HB - UL 94	HB - UL 94	HB - UL 94	HB - UL 94
HB - UL 94	HB - UL 94	HB - UL 94	HB - UL 94
100 pieces / 2,7Kg	100 pieces / 2,7Kg	100 pieces / 2,7Kg	100 pieces / 2,7Kg
29 x 15 x 18 cm	29 x 15 x 18 cm	29 x 15 x 18 cm	29 x 15 x 18 cm
NBR flat gasket 100 pcs in bag	NBR flat gasket 100 pcs in bag	NBR flat gasket 100 pcs in bag	NBR flat gasket 100 pcs in bag
Silicon profile gasket 100 pcs in bag	Silicon profile gasket 100 pcs in bag	Silicon profile gasket 100 pcs in bag	Silicon profile gasket 100 pcs in bag
Stainless steel screw 100 pcs in bag	Stainless steel screw 100 pcs in bag	Stainless steel screw 100 pcs in bag	Stainless steel screw 100 pcs in bag

Form A - EN 175301-803 (DIN43650) / ISO 4400