



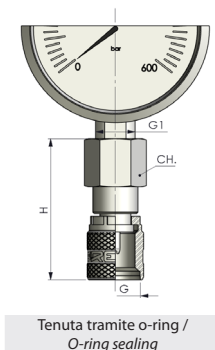
Adattatori per manometro
Pressure gauge adapters

Opzioni / Options

Smorzatore di pressione a richiesta / Pressure damper on request

Opzione non prevista per tutte le tipologie / This option is not provided for all the models

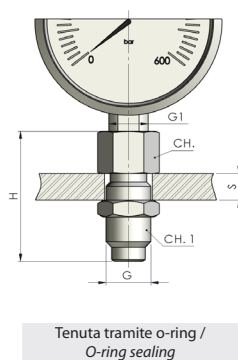
S Sostituire la lettera S allo 0
Replace "0" with "S"



G	G1	H	Ch	PN [bar]	Codice/Ref.
Porta manometro connessione diretta / Direct gauge adapter					
M 16x2	ISO 228 G 1/8"	50	17	630	20180000
M 16x2*#	ISO 228 G 1/4"	50	19	630	20140000
M 16x2*#	ISO 228 G 1/2"	55	27	630	20120000
M 16x1.5*#	ISO 228 G 1/4"	50	19	630	20141500
M 16x1.5	ISO 228 G 1/2"	55	27	630	20121500
M12.65x1.5	ISO 228 G 1/4"	43	19	630	20141200
S12.65x1.5	ISO 228 G 1/2"	48	27	630	20121200
M 16x2*	1/4" - 18 NPTF	51.5	19	630	2014NPTO
M12.65x1.5	1/4" - 18 NPTF	50	19	630	201412NPT

* Disponibili in acciaio inossidabile / Available in Stainless steel

#Disponibile tenuta per sensore o manometro digitale / Available sensor or digital gauge sealing

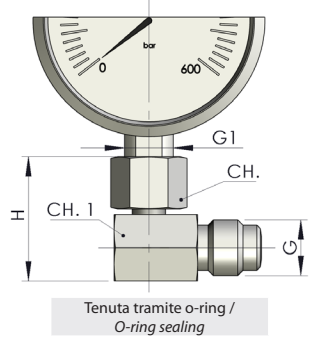


G	G1	H	Ch	Ch 1	S max	PN [bar]	Codice/Ref.
Porta manometro passaparete / Bulkhead pressure gauge connection							
M 16x2*	ISO 228 G 1/4"	46	19	19	11	630	18140000
M 16x2*	ISO 228 G 1/2"	57	27	19	13	630	18120000
M 16x1.5	ISO 228 G 1/4"	46.5	19	19	11	630	18141500
M 12.65x1.5	ISO 228 G 1/4"	52.5	19	19	11	630	18141200
M 16x1.5	ISO 228 G 1/2"	57	27	19	13	630	18121500
M 12.65x1.5	ISO 228 G 1/2"	57	27	19	13	630	18121200
M 16x2*	1/4" - 18 NPTF	48	19	19	11	630	1814NPTO

* Disponibili in acciaio inossidabile / Available in Stainless steel

N.B. : passaggio libero senza valvola / Please note: free passage, without check valve

Opzioni/Options **S**

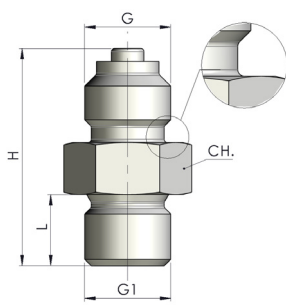


G	G1	H	L	Ch	Ch 1	PN [bar]	Codice/Ref.
Porta manometro orientabile 90° / Swivel pressure gauge connection 90° angle							
M 16x2	ISO 228 G 1/4"	36	42	19	19	630	21140000
M 16x2	ISO 228 G 1/2"	44	42	27	19	630	21120000
M 16x1.5	ISO 228 G 1/4"	36	42	19	19	630	21141500
M 16x1.5	ISO 228 G 1/2"	44	42	27	19	630	21121500

N.B. : passaggio libero senza valvola / Please note: free passage, without check valve

Opzioni/Options **S**

Adattatori
Adapters

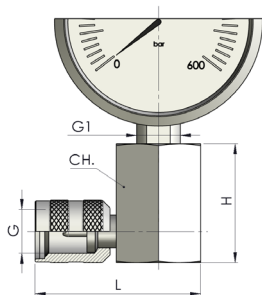


G	G1	H	L	Ch	PN [bar]	Codice/Ref.
ISO 228 G 1/4"	ISO 228 G 1/4" 60°	33.5	11	17	630	251414MZ
ISO 228 G 1/4"	ISO 7/1 1/4"	36.5	12	17	630	2514RG00

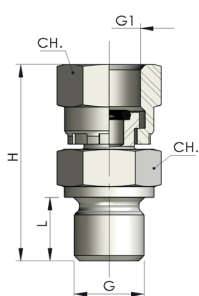


Adattatori

Adapters



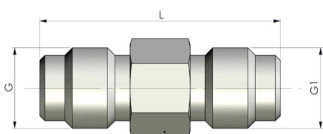
G	G1	H	L	Ch	PN [bar]	Codice/Ref.
Porta manometro fisso 90° / Pressure gauge connection 90° angle						
M 16x2	ISO 228 G 1/2"	38	51	27	630	24GG12F001



G	G1	H	L	Ch	PN [bar]	Tenuta/Seal	Codice/Ref.
Adattatore per manometro / Gauge adapter							
ISO 228 G 1/4"	ISO 228 G 1/4"*	37	12	17	400	#	1814M000
ISO 228 G 1/2"	ISO 228 G 1/2"*	52	14	27	400	#	1812M000
ISO 228 G 1/4"	ISO 228 G 1/2"	49	12	27	400	#	1812M140
ISO 228 G 1/4"	ISO 228 G 1/8"	37	12	19	400	#	1814M700
ISO 7/1 R 1/4"	ISO 228 G 1/4"*	35	12	17	400	#	1814MBSPT
ISO 7/1 R 1/2"	ISO 228 G 1/2"*	52	16	27	400	#	1812MBSPT
ISO 7/1 R 1/4"	ISO 228 G 1/2"*	46.5	12	22	400	#	1824MBSPT
ISO 228 G 3/8"	ISO 228 G 1/2"	49.5	12	27	400	#	1812M380

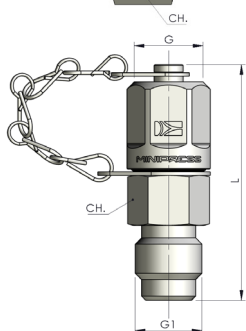
* Disponibili in acciaio inossidabile / Available in Stainless steel

#Rondella di rame per tenuta filetto maschio su richiesta / Copper washer for male thread sealing on request

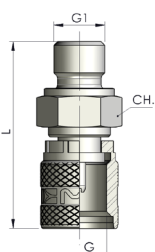


G	G1	L	Ch	PN [bar]	Codice/Ref.
Adattatore diretto per giunzione tubi. Passaggio libero Straight adapter for connection of hoses. Free passage					
M 16x2	M 16x2	48	17	630	40GD0000
M 16x1.5	M 16x2	48	17	630	40GD1500
M 16x1.5*	M 16x1.5	48	17	630	40GD1515

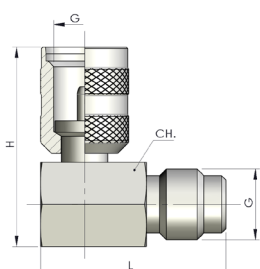
* Disponibili in acciaio inossidabile / Available in Stainless steel



G	G1	L	Ch	PN [bar]	Codice/Ref.
Adattatore diretto con valvola di non ritorno / Straight adapter with non-return valve					
M 16x2	M 16x2	57	17	630	41GV000C



G	G1	H	L	Ch	PN [bar]	Codice/Ref.
Adattatore miniprese. Passaggio libero / Test coupling adapter. Free passage						
M 16x2	ISO 228 G 1/4"	48	12	19	400	23GG1400
M 16x1.5	ISO 228 G 1/4"	48	12	19	400	23GG1415



G	H	L	Ch	PN [bar]	Codice/Ref.
Adattatore miniprese 90°. Passaggio libero / 90° Test coupling adapter. Free passage					
M 16x2	45	42	19	630	24GG0000
M 16x1.5	45	42	19	630	24GG1500
Opzione con valvola a pistone su filetto maschio / Option with poppet valve in male thread					
M 16x2	45	42	19	630	S124GG0000
M 16x1.5	45	42	19	630	S124GG1500